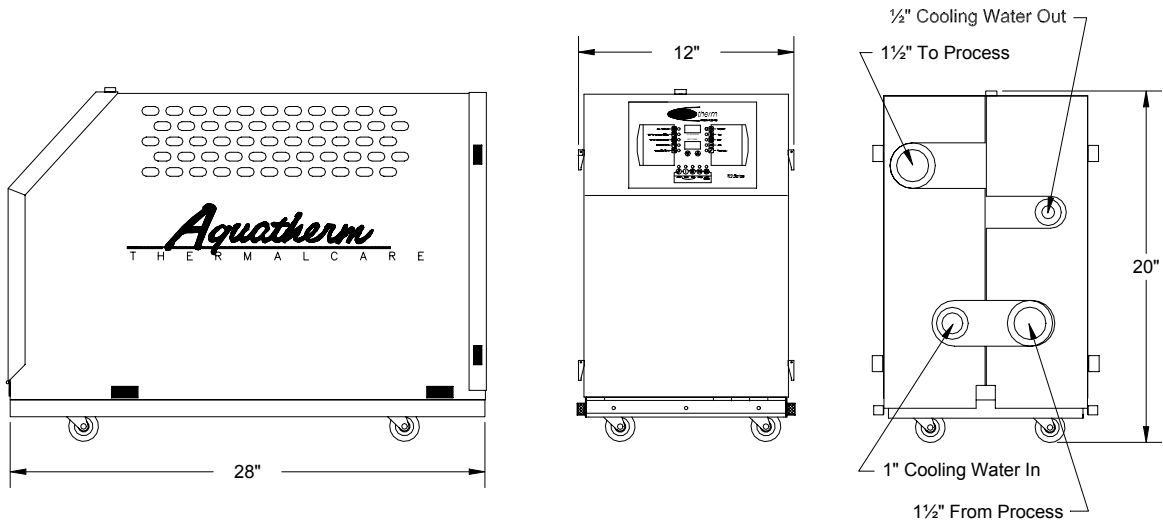




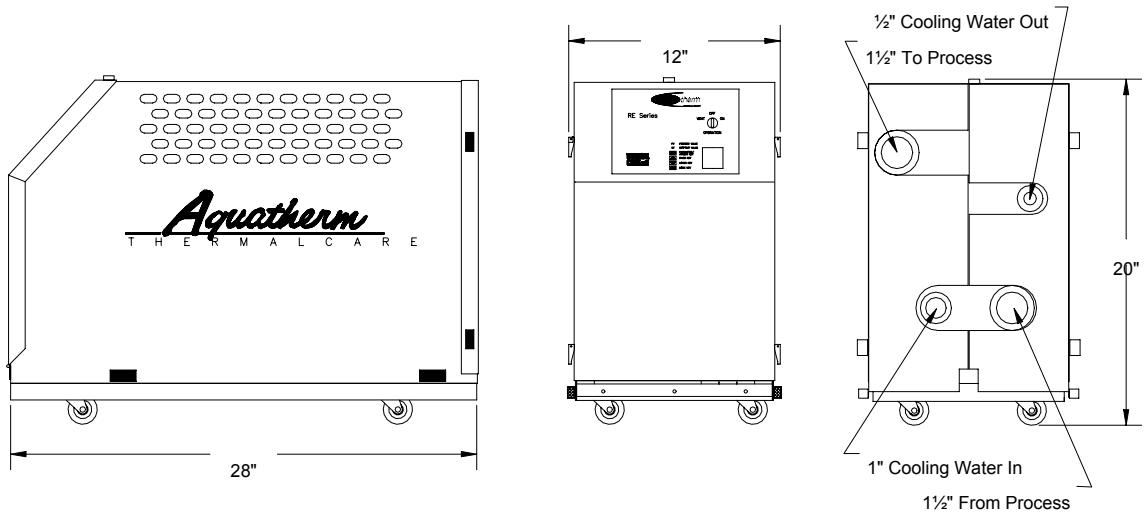
RD & RE Series Temperature Control Unit Specifications

Model	Heater (KW)	Pump (HP)	Pump (GPM)	Nameplate Amps (460/3/60)	Weight (Lbs.)
RD0908	9	3/4	40	13	210
RD0910	9	1	45	13	210
RD0920	9	2	55	14	215
RD0930	9	3	70	15	220
RE0908	9	3/4	40	13	210
RE0910	9	1	45	13	210
RE0920	9	2	55	14	215
RE0930	9	3	70	15	220

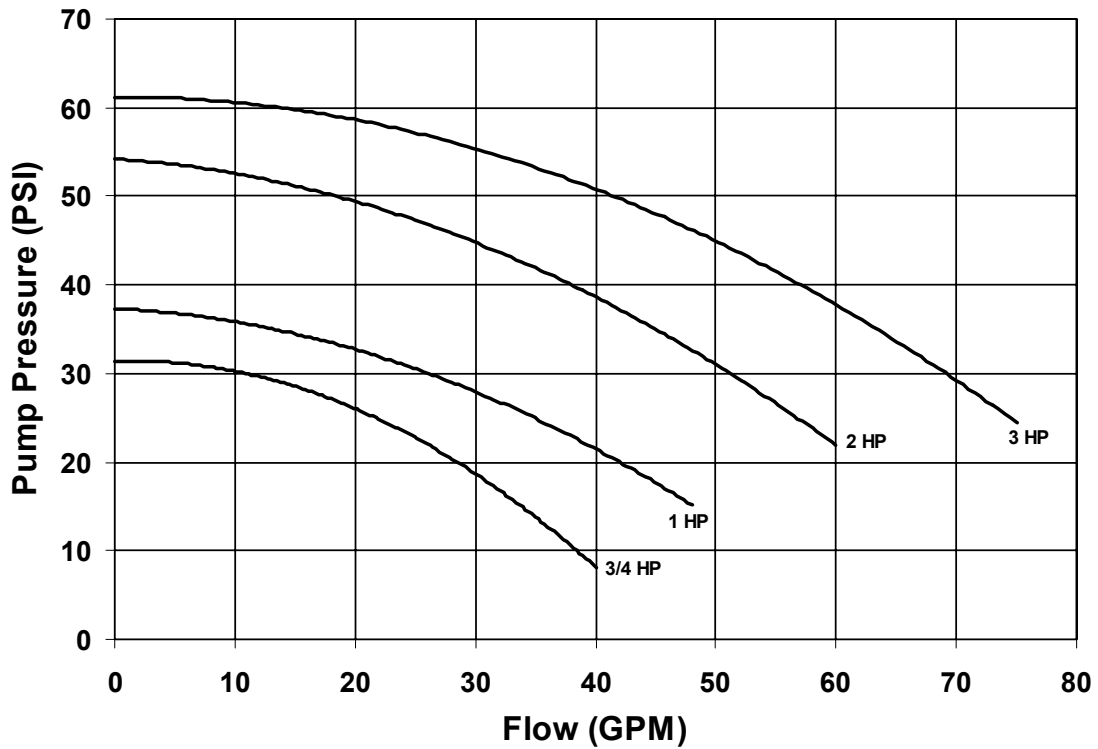
RD Unit



RE Unit



Aquatherm RD & RE Series 60 Hertz Pump Curves



3500 RPM pumps. Curves represent pump discharge. Correct for unit discharge



Form 7-208.2

7720 North Lehigh Avenue
Niles, Illinois 60714-3491
Tel: (847) 966-2260
Toll Free: (888) 828-7387
Fax: (847) 966-9358

Email: info@thermalcare.com
Website: www.thermalcare.com

Thermal Care is an ISO 9001:2000
certified company

*Manufacturer reserves the right to
change specifications or design
without notice or obligation. Thermal
Care is a registered trademark of
MFRI, Inc.*